


Equine Pre-purchase Examination Certificate

Identity | Clinical Examination

Document no.: 24011

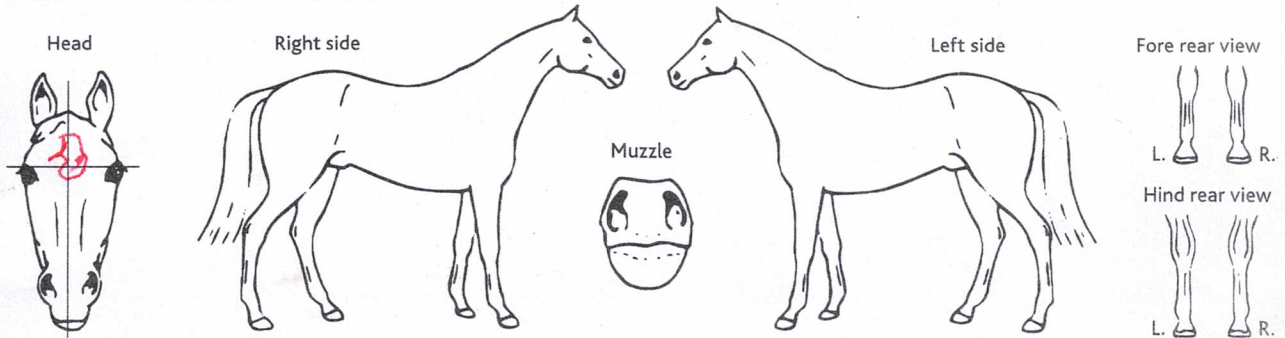
The practising veterinary surgeons' employers' association 

Purchaser

Vendor

Erik Juersen
Fleusborg ldl vej 52
6360
erikogannegethe@privat

Horse Identification



Basic information

Name	Ballon Dor-Wi	Breed	DV	Colour	Chestnut	Sex	♂
Date of birth	090624	Reg. no.	208333DW2431713	Microchip identification	208210000		814995
The identity and markings of the horse are in agreement with its passport				No <input type="checkbox"/>	Yes <input type="checkbox"/>	The horse is not chip marked <input type="checkbox"/>	

Markings:

Head	LF	/
	RF	/
Body	LH	/
	RH	/

The horse is being purchased for (usage) 21

Veterinary Certification:

With reference to the conditions and limitations of the pre-purchase examination specified in the advance agreement, my conclusions as the examining veterinary surgeon on the day of the examination are as follows:

From a veterinary point of view, there is a normal risk that the health status of the horse as of this date will influence the proposed usage of the horse. Ref. point

From a veterinary point of view, there is a moderate risk that the health status of the horse as of this date will influence the proposed usage of the horse. Ref. point

From a veterinary point of view, there is a considerable risk that the health status of the horse as of this date will influence the proposed usage of the horse. Ref. point

Without further supplementary examinations, it remains impossible to draw any conclusions from the performed examination. Ref. point

6/9 24
Date

Tinglev
Location

A.B. DYRLÆGER
ANDERS BAK
ABENRÅVEJ 185, 6360 TINGLEV
TLF.: 40 54 40 52

Stamp and signature of veterinary surgeon

Light sedation used in order to enable a conclusive examination
 If so, which preparation and dosage used:

 No Yes

1. General condition

- 1a Bodily condition: Average Above average Below
- 1b Abnormal fat deposits on neck or trunk? No Yes
- 1c Abnormalities in general condition? No Yes

2. Skin

- 2a Abnormalities in presentation of skin and coat? No Yes
- 2b Signs of hair loss as the result of pruritus or wear of skin, mane or tail? No Yes
- 2c Signs of sarcoids or melanoma like lesions on head, ventral abdomen, pectoral region, medial thigh, genitals or elsewhere? No Yes
- 2d Does palpation of umbilical region, ventral midline or inguinal canal reveal swellings which could indicate the presence of a hernia? No Yes

3. Teeth

- 3a Abnormal smell or discharge from mouth or nostrils? No Yes
- 3b Abnormalities in the symmetry of the skull and/or mandible? No Yes
- 3c Abnormalities in the symmetry of the masseter muscles? No Yes
- 3d Abnormalities during palpation of the temporo-mandibular joints? No Yes
- 3e Abnormalities in the soft tissues of the mouth, including the lips? No Yes
- 3f Abnormalities in the presentation of the canine teeth, wolf teeth, incisors or cheek teeth? No Yes
- 3g Abnormalities in moveability of the jaws or the occlusion of the teeth? No Yes

4. Eyes

- 4a Abnormalities in menace or pupillary reflex? No Yes
- 4b Abnormalities in the symmetry, position or size of eyes and eyelids and the ciliary angle? No Yes
- 4c Abnormalities in conjunctiva or third eyelid, including discharge? No Yes
- 4d Type of discharge:
- 4e Abnormal macroscopic findings in cornea, iris or the lens? No Yes
- 4f Was examination of the eyes performed in a darkened room? No Yes
- 4g Use of focal light during examination? No Yes

5. Neck

- 5a Abnormalities in the symmetry of neck musculature (atrophy), or noticed during passive movement of the neck? No Yes
- 5b Abnormalities during palpation of transverse processes or palpable muscle attachments? No Yes
- 5c Abnormal musculo-cutaneous reflex? No Yes
- 5d Abnormalities in the symmetry of the shoulders' and upper forearms? No Yes

6. Back

- 6a Abnormalities in the curvature, symmetry and muscle mass of the back and quarters? No Yes
- 6b Abnormal wear of the hair cover on the back, in the saddle region or in the the girth region? No Yes
- 6c Abnormalities during superficial or deep palpation of the back and quarters? No Yes
- 6d Abnormalities in tail tone? No Yes
- 6e Abnormal musculo-cutaneous reflex? No Yes
- 6f Abnormalities in mobilisation and moveability of the back and quarters? No Yes
- 6g Pain or resentment to palpation of girth area? No Yes

7. Genitalia

- 7a Abnormalities in symmetry, conformation and closure of vulva? No Yes
- 7b Abnormalities in the shape, size, texture or symmetry of the udder? No Yes
- 7c Abnormalities of prepuce or during palpation of castration scar? No Yes
- 7d Abnormalities during palpation of the scrotum? No Yes

8. Heart

At rest:

- 8a Abnormalities in the peripheral circulation (mucous membranes, capillary refill time, jugular vein, jugular pulsation and/or ventral oedema) No Yes
- 8b Abnormalities in the auscultation of the cardiac puncta maxima (heart sounds, murmurs, arrhythmias) No Yes
- 8c *After exercise:*
 Abnormalities in rhythm, abnormal sounds and/or jugular pulsation after sufficient increase in pulse rate? No Yes

9. Airways

At rest:

9a Abnormalities at palpation of upper airway lymph glands? No Yes

9b Abnormalities in type or rate of respiration? No Yes

9c Abnormalities during auscultation of the trachea or bilateral auscultation of the thorax? No Yes

9d Is nasal discharge or coughing noticed? No Yes

9e Type of nasal discharge:

During exercise:

9f Abnormal audible respiratory sounds? No Yes

After exercise:

9g Abnormalities detected within airways following exercise (respiratory rate, abnormal sounds or discharge)? No Yes

10. Limbs

Examination at rest:

10a Abnormalities in limb angulation or toe-pastern axis? RF: No Yes
LF: No Yes
RH: No Yes
LH: No Yes

10b Abnormalities in hoof symmetry (size and shape: pairwise comparison)? In front: No Yes
Behind: No Yes

10c Abnormalities in shoeing from a standard open shoe? RF: No Yes
LF: No Yes
RH: No Yes
LH: No Yes
no shoes

10d Abnormalities in the conformation/shape of the hoof (walls, heels, sole, flares coronary band, horn quality or symmetry)? RF: No Yes
LF: No Yes
RH: No Yes
LH: No Yes

10e Abnormalities during examination and palpation of flexor- and extensor muscles? RF: No Yes
LF: No Yes
RH: No Yes
LH: No Yes

10f Abnormalities during palpation of the bones of the upper and lower limbs? RF: No Yes
LF: No Yes
RH: No Yes
LH: No Yes

10g Abnormalities during palpation of joints and tendon sheaths of the limbs? RF: No Yes
LF: No Yes
RH: No Yes
LH: No Yes

10h Abnormalities during palpation of suspensory ligaments, tendons or other ligaments including tendons and ligaments in the fetlock/pastern region? RF: No Yes
LF: No Yes
RH: No Yes
LH: No Yes

11. Examination during exercise:

At the walk on a firm surface:

11a Abnormalities in the landing-, weightbearing- and/or or protraction phases of the hoof in relation to the limb conformation? RF: No Yes
LF: No Yes
RH: No Yes
LH: No Yes

11b Abnormalities in movement during tight turns? RF: No Yes
LF: No Yes
RH: No Yes
LH: No Yes

At the trot on a firm surface:

11c Any gait abnormalities / lameness? RF: No Yes
LF: No Yes
RH: No Yes
LH: No Yes

11d Abnormalities during or after flexion of the entire limb? RF: No Yes
LF: No Yes
RH: No Yes
LH: No Yes
not done: foal

Lunging on a firm surface:

11e Any gait abnormalities / lameness? RF: No Yes
LF: No Yes
RH: No Yes
LH: No Yes
not done: foal

Lunging on soft surface / arena:

11f Any gait abnormalities / lameness in trot? RF: No Yes
LF: No Yes
RH: No Yes
LH: No Yes
free

Lunging on soft surface / arena:

11g Any gait abnormalities / lameness in canter? RF: No Yes
LF: No Yes
RH: No Yes
LH: No Yes
free

11h Signs of ataxia? In front: No Yes
Behind: No Yes

11i Any registered abnormalities in the horse's reaction when doing rein-back (4-6 steps)? No Yes

12. Ridden assessment

Recommended provided the fitness of the horse allows so:

12a Not performed: Reason for not performing: *foal*

12b Horse ridden by:

12c Can the horse be assessed ridden at all paces on both reins? No Yes

12d Does the horse show signs of aversion or resistance to being ridden on both reins? No Yes

13. Behaviour

13a Does the horse show signs of abnormal behaviour during the clinical assessment? No Yes

14. Additional examinations or reports:

14a Report of pre-examination arrangements:

14b Addendum no.

14c Has a radiographic examination taken place? No Yes

14d Addendum no.

14e Extended examination deemed required for the following organ system: No Yes

14f Report:

14g Has a blood sample been obtained for medication control? No Yes


14h Additional supplementary comments: No Yes

14i Addendum no.

Equine Pre-purchase Examination Certificate

Identity | Clinical Examination

Document no.: 24012

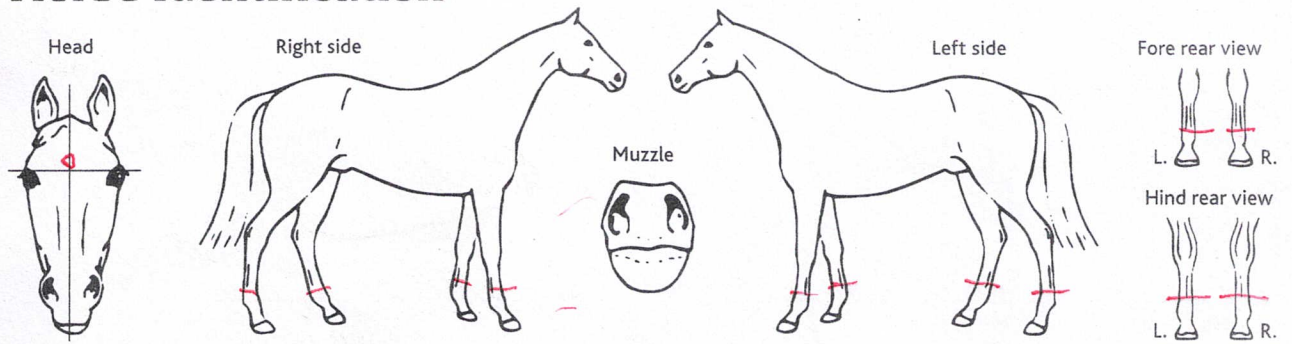
The practising veterinary surgeons' employers' association 

Purchaser

Vendor

Erik Jensen
Hensborg Løvej 52
6360 Tinglev

Horse Identification



Basic information

Name	Delicious-Wi	Breed	DV	Colour	Chestnut	Sex	♀
Date of birth	110624	Reg. no.	208333 DV 2431714	208210000	815793	Microchip identification	
The identity and markings of the horse are in agreement with its passport				No <input type="checkbox"/>	Yes <input checked="" type="checkbox"/>	The horse is not chip marked <input type="checkbox"/>	

Markings:

Head	LF
	RF
Body	LH
	RH

The horse is being purchased for (usage) 4

Veterinary Certification:

With reference to the conditions and limitations of the pre-purchase examination specified in the advance agreement, my conclusions as the examining veterinary surgeon on the day of the examination are as follows:

From a veterinary point of view, there is a normal risk that the health status of the horse as of this date will influence the proposed usage of the horse. Ref. point

From a veterinary point of view, there is a moderate risk that the health status of the horse as of this date will influence the proposed usage of the horse. Ref. point

From a veterinary point of view, there is a considerable risk that the health status of the horse as of this date will influence the proposed usage of the horse. Ref. point

Without further supplementary examinations, it remains impossible to draw any conclusions from the performed examination. Ref. point

6/9 24

Date

Tinglev

Location

A.B. DYRLÆGER

ANDESSØK

ÅBENRØD 185, 6300 TINGLEV

TLF.: 40 54 40 62

Stamp and signature of veterinary surgeon

Light sedation used in order to enable a conclusive examination
 If so, which preparation and dosage used:

No Yes

1. General condition

- 1a Bodily condition: Average Above average Below
- 1b Abnormal fat deposits on neck or trunk? No Yes
- 1c Abnormalities in general condition? No Yes

2. Skin

- 2a Abnormalities in presentation of skin and coat? No Yes
- 2b Signs of hair loss as the result of pruritus or wear of skin, mane or tail? No Yes
- 2c Signs of sarcoids or melanoma like lesions on head, ventral abdomen, pectoral region, medial thigh, genitals or elsewhere? No Yes
- 2d Does palpation of umbilical region, ventral midline or inguinal canal reveal swellings which could indicate the presence of a hernia? No Yes

3. Teeth

- 3a Abnormal smell or discharge from mouth or nostrils? No Yes
- 3b Abnormalities in the symmetry of the skull and/or mandible? No Yes
- 3c Abnormalities in the symmetry of the masseter muscles? No Yes
- 3d Abnormalities during palpation of the temporo-mandibular joints? No Yes
- 3e Abnormalities in the soft tissues of the mouth, including the lips? No Yes
- 3f Abnormalities in the presentation of the canine teeth, wolf teeth, incisors or cheek teeth? No Yes
- 3g Abnormalities in moveability of the jaws or the occlusion of the teeth? No Yes

4. Eyes

- 4a Abnormalities in menace or pupillary reflex? No Yes
- 4b Abnormalities in the symmetry, position or size of eyes and eyelids and the ciliary angle? No Yes
- 4c Abnormalities in conjunctiva or third eyelid, including discharge? No Yes
- 4d Type of discharge:
- 4e Abnormal macroscopic findings in cornea, iris or the lens? No Yes
- 4f Was examination of the eyes performed in a darkened room? No Yes
- 4g Use of focal light during examination? No Yes

5. Neck

- 5a Abnormalities in the symmetry of neck musculature (atrophy), or noticed during passive movement of the neck? No Yes
- 5b Abnormalities during palpation of transverse processes or palpable muscle attachments? No Yes
- 5c Abnormal musculo-cutaneous reflex? No Yes
- 5d Abnormalities in the symmetry of the shoulders and upper forearms? No Yes

6. Back

- 6a Abnormalities in the curvature, symmetry and muscle mass of the back and quarters? No Yes
- 6b Abnormal wear of the hair cover on the back, in the saddle region or in the the girth region? No Yes
- 6c Abnormalities during superficial or deep palpation of the back and quarters? No Yes
- 6d Abnormalities in tail tone? No Yes
- 6e Abnormal musculo-cutaneous reflex? No Yes
- 6f Abnormalities in mobilisation and moveability of the back and quarters? No Yes
- 6g Pain or resentment to palpation of girth area? No Yes

7. Genitalia

- 7a Abnormalities in symmetry, conformation and closure of vulva? No Yes
- 7b Abnormalities in the shape, size, texture or symmetry of the udder? No Yes
- 7c Abnormalities of prepuce or during palpation of castration scar? No Yes
- 7d Abnormalities during palpation of the scrotum? No Yes

8. Heart

At rest:

- 8a Abnormalities in the peripheral circulation (mucous membranes, capillary refill time, jugular vein, jugular pulsation and/or ventral oedema) No Yes
- 8b Abnormalities in the auscultation of the cardiac puncta maxima (heart sounds, murmurs, arhythmias) No Yes
- 8c After exercise:
 Abnormalities in rhythm, abnormal sounds and/or jugular pulsation after sufficient increase in pulse rate? No Yes

9. Airways

At rest:

9a Abnormalities at palpation of upper airway lymph glands? No Yes

9b Abnormalities in type or rate of respiration? No Yes

9c Abnormalities during auscultation of the trachea or bilateral auscultation of the thorax? No Yes

9d Is nasal discharge or coughing noticed? No Yes

9e Type of nasal discharge:

During exercise:

9f Abnormal audible respiratory sounds? No Yes

After exercise:

9g Abnormalities detected within airways following exercise (respiratory rate, abnormal sounds or discharge)? No Yes

10. Limbs

Examination at rest:

10a Abnormalities in limb angulation or toe-pastern axis? RF: No Yes
LF: No Yes
RH: No Yes
LH: No Yes

10b Abnormalities in hoof symmetry (size and shape: pairwise comparison)? In front: No Yes
Behind: No Yes

10c Abnormalities in shoeing from a standard open shoe? RF: No Yes
LF: No Yes
RH: No Yes
LH: No Yes
no shoes

10d Abnormalities in the conformation/shape of the hoof (walls, heels, sole, flares coronary band, horn quality or symmetry)? RF: No Yes
LF: No Yes
RH: No Yes
LH: No Yes

10e Abnormalities during examination and palpation of flexor- and extensor muscles? RF: No Yes
LF: No Yes
RH: No Yes
LH: No Yes

10f Abnormalities during palpation of the bones of the upper and lower limbs? RF: No Yes
LF: No Yes
RH: No Yes
LH: No Yes

10g Abnormalities during palpation of joints and tendon sheaths of the limbs? RF: No Yes
LF: No Yes
RH: No Yes
LH: No Yes

10h Abnormalities during palpation of suspensory ligaments, tendons or other ligaments including tendons and ligaments in the fetlock/pastern region? RF: No Yes
LF: No Yes
RH: No Yes
LH: No Yes

11. Examination during exercise:

At the walk on a firm surface:

11a Abnormalities in the landing-, weightbearing- and/or or protraction phases of the hoof in relation to the limb conformation? RF: No Yes
LF: No Yes
RH: No Yes
LH: No Yes

11b Abnormalities in movement during tight turns? RF: No Yes
LF: No Yes
RH: No Yes
LH: No Yes

At the trot on a firm surface:

11c Any gait abnormalities / lameness? RF: No Yes
LF: No Yes
RH: No Yes
LH: No Yes

11d Abnormalities during or after flexion of the entire limb? RF: No Yes
LF: No Yes
RH: No Yes
LH: No Yes
not done: foal

Lunging on a firm surface:

11e Any gait abnormalities / lameness? RF: No Yes
LF: No Yes
RH: No Yes
LH: No Yes
not done: foal

Lunging on soft surface / arena:

11f Any gait abnormalities / lameness in trot? RF: No Yes
LF: No Yes
RH: No Yes
LH: No Yes
free

Lunging on soft surface / arena:

11g Any gait abnormalities / lameness in canter? RF: No Yes
LF: No Yes
RH: No Yes
LH: No Yes
free

11h Signs of ataxia? In front: No Yes
Behind: No Yes

11i Any registered abnormalities in the horse's reaction when doing rein-back (4-6 steps)? No Yes

12. Ridden assessment

Recommended provided the fitness of the horse allows so:

12a Not performed: Reason for not performing: **foal**

12b Horse ridden by:

12c Can the horse be assessed ridden at all paces on both reins? No Yes

12d Does the horse show signs of aversion or resistance to being ridden on both reins? No Yes

13. Behaviour

13a Does the horse show signs of abnormal behaviour during the clinical assessment? No Yes

14. Additional examinations or reports:

14a Report of pre-examination arrangements:

14b Addendum no.

14c Has a radiographic examination taken place? No Yes

14d Addendum no.

14e Extended examination deemed required for the following organ system: No Yes

14f Report:

14g Has a blood sample been obtained for medication control? No Yes

14h Additional supplementary comments: No Yes

14i Addendum no.